



South Coast Repertory  
Orange County's Tony Award-winning Theatre

# Sensory Friendly Pre-Visit Guide



# Theatre

I am going to a theatre called South Coast Repertory to see a show.



# Park the Car

We will park the car in the parking structure, then walk to the theatre entrance.



# Box Office and Ticket Window

Before we go into the theatre, we need to get our tickets for the show. Every person must have a ticket to get into the theatre.

We will go to a place called the Box Office to get tickets.

We will tell the person behind the window our name and the name of the show we will be seeing.

The person behind the window will give us tickets for the show.



# Ticket Machine

A theatre usher will take our tickets to scan with a machine that makes a noise. The noise will sound a little bit like a blaster from *Star Wars*.

After the noise, my family and I can go into the theatre.



# Theatre Usher

The theatre usher is a friendly helper.

We can ask the theatre usher for help.

The theatre usher can help me and my family find our seats.




# Lobby

The lobby at South Coast Repertory is long and sloped, with red carpet and a tall ceiling. It can be noisy.

We will walk into the lobby to get to the theatre where we will watch the show.

If we are early, we might have to wait in the lobby before going to our seats.

The theatre ushers will tell us when we can go inside the theatre and help us find our seats, which are assigned to us and listed on our tickets.



# Stage

The show I am seeing is on the Julianne Argyros Stage. It is at the far end of the lobby, at the bottom of the slope.

Our tickets tell us which door we will enter.





# Enter the Theatre

When the theatre ushers open the doors, we will enter the theatre.


When we enter the theatre, there will be a short hallway.



# Stairs

I will be careful when I walk up and down the stairs to get to my seat.

I can hold onto the railing when I walk down the stairs.



# My Seat

Every row of seats in the theatre is tagged with a letter. Every seat is marked with a number.

Every ticket lists a letter and a number.

I will match the ticket letter and number with the row letter and seat number.


This is where I will sit for the show. I might have my family on one side of me and a person I don't know on the other side of me.

When I am sitting, sometimes a person will walk in front of me.



# Balcony

If my seat is in the balcony, there are stairs or an elevator that will get me there.



# Restroom

I will let my family know if I need to use the restroom.

I can go to the restroom any time I need.

The toilet will flush when I stand up. It might flush more than one time.

The sound of the flushing toilet can be loud.




# Chill Zone

I will tell my family if I want some quiet time.

I can leave the show and go to the Chill Zone, which will look a little different for the Sensory Friendly/Relaxed Performance.

I can sit in a chair or walk around the lobby.



# TV Monitor and Take a Break Space

If I need a break from the show, I can go to the lobby.

The lobby will have a TV monitor in the Take a Break Space. (It will look a little different for the Sensory Friendly/Relaxed Performance.)

I can still watch the show on the TV in the lobby.



# Leaving

When the play is over, I have to walk up or down the stairs  
to leave the theatre.

All the people will leave the theatre at the same time.

The stairs will be crowded.

I will walk slowly on the stairs.

